



UNHCR

Mid-Year Trends 2014





A South Sudanese refugee at the Leitchour camp in the Gambella region of Ethiopia, near the border with South Sudan. Refugee camps in the border area were recently flooded by heavy rains and storms, leaving mud huts completely covered in water. Many refugees had to find temporary shelter in nearby villages. The Leitchuor refugee camp housed over 40,000 refugees in October 2014, before disaster hit.

I Global Trends

During the first half of 2014, conflict continued to result in the displacement of millions of refugees and internally displaced persons (IDPs) globally causing significant changes in the trends and number of refugees, asylum-seekers, IDPs and others of concern to UNHCR. In this context, management of humanitarian crises is increasingly complex, including with regard to the production of timely and comprehensive statistics.

THIS REPORT IS THE SECOND OF ITS KIND, analyzing displacement trends within the first half of 2014. The figures in this report were collected from governments and UNHCR offices around the world. UNHCR introduced a new online data collection tool to enhance the organization's capacity to collect and analyse mid-year statistical data. In addition to improving the timeliness and comprehensiveness of mid-year reporting from UNHCR offices, the new tool allows the organization to make the actual data available publicly as well as in this report.¹

Unless otherwise specified, figures are limited to events occurring up to 30 June 2014. The statistics included in this report should be considered provisional and subject to change, especially in regard to asylum trends.

GLOBAL TRENDS

Between January and June 2014, UNHCR offices reported an estimated 5.5 million new forcibly displaced persons either within or outside their own country. As a result, and taking into account reductions in existing populations due to voluntary repatriation, resettlement, revision of figures and other developments, the total number of per-

sons of concern to UNHCR by mid-2014 stood at 46.3 million, compared to 42.9 million at the end of 2013.

The total number of refugees under UNHCR's mandate was 13.0 million by mid-year, the highest since 1996. This is almost 1.3 million persons more than at the start of the year (11.7 million) and 2.1 million more than in June 2013 (11.1 million). During the same period, the total number of IDPs protected

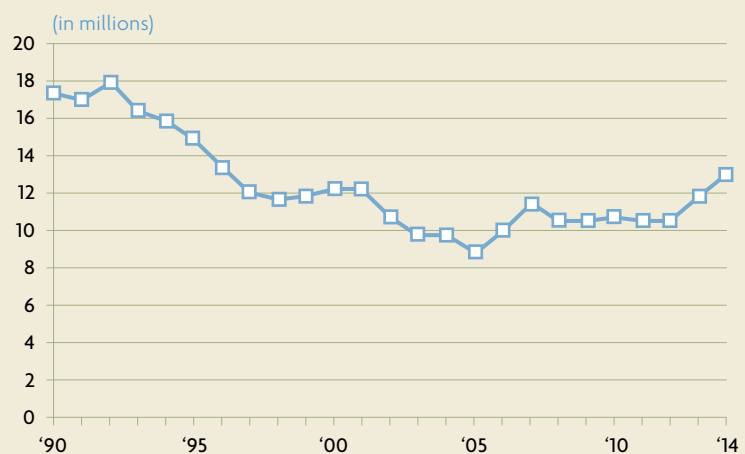
¹ Population Statistics Reference Database
<http://popstats.unhcr.org/>

Global forced displacement

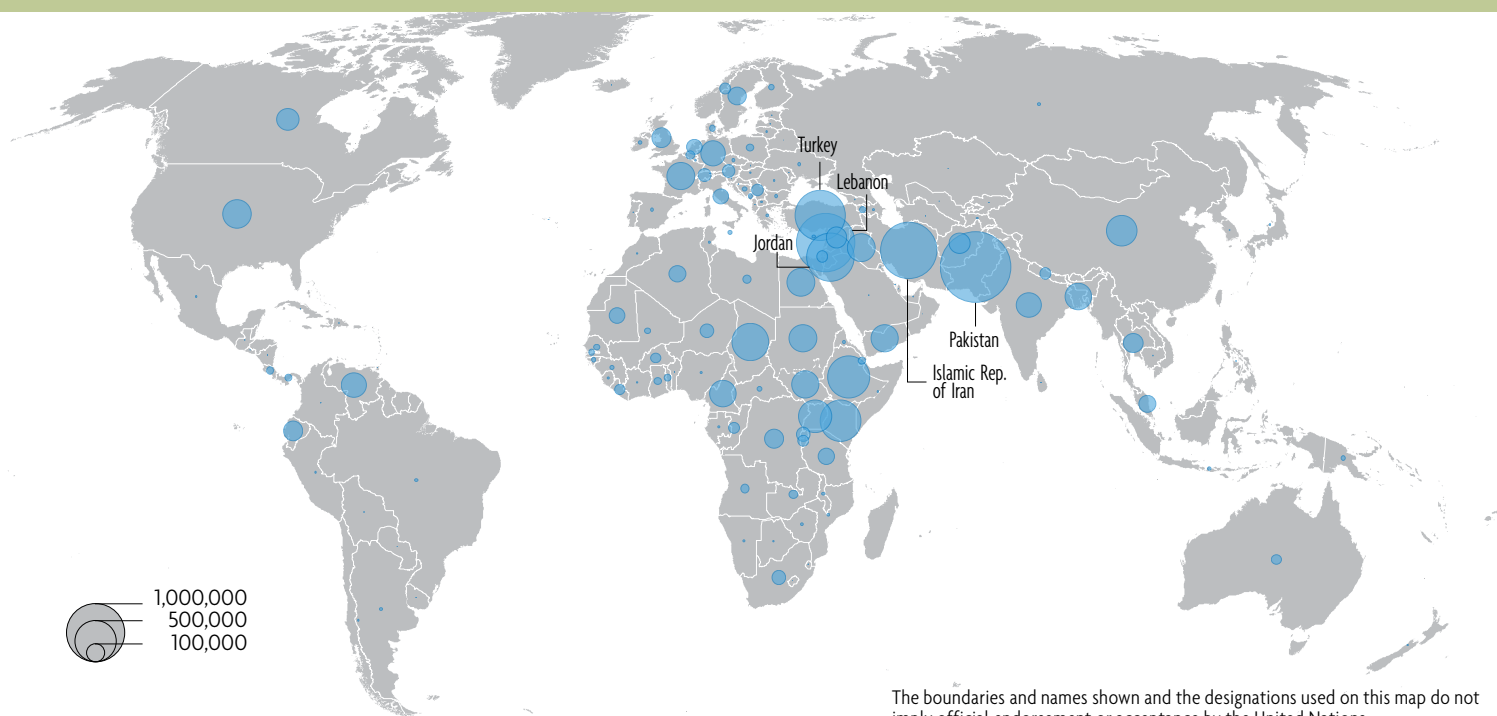
By the end of 2013, 51.2 million individuals were forcibly displaced worldwide as a result of persecution, conflict, generalized violence, or human rights violations. Some 16.7 million persons were refugees: 11.7 million under UNHCR's mandate and 5.0 million Palestinian refugees registered by UNRWA. The global figure included 33.3 million IDPs and close to 1.2 million asylum-seekers.

An updated figure on global forced displacement was not available at the time of writing this report. It will be available in June 2015, on the occasion of the release of the **2014 Global Trends report**. ●

Fig. 1 Refugee population under UNHCR's mandate | 1990 - 2014 (end-year)*



* 2014 (mid-year)



or assisted by UNHCR reached a new high of 26.0 million. That was up from 23.9 million just six months earlier and 5.2 million higher than one year earlier (20.8 million).

The number of asylum-seekers waiting for a decision on their individual asylum applications was approaching the 1.3 million mark.² This constituted an increase of more than 100,000 persons since the start of the year and some

290,000 more than 12 months earlier. In contrast, the number of reported stateless persons remained relatively stable at 3.5 million.

The first part of 2014 also marked a shift in both the balance of the main source countries of refugees and their geographic location. The Asia and Pacific region has been the largest source region of refugees for more than a decade. In view of the steady outflow of Syrian ref-

ugees into neighbouring countries, however, the Middle East and North Africa region is now the main region of origin of refugees worldwide. This change has had significant impact on the rankings of the largest refugee-hosting and refugee-producing countries. ■

² Refers to persons whose application for asylum or refugee status is pending at any stage in the asylum procedure.

II Refugees

BY ORIGIN

Afghanistan has been the largest source country of refugees for more than three decades, at peak (1990-91) recording more than six million refugees, mostly in Pakistan and the Islamic Republic of Iran. By mid-2014, at more than three million registered refugees, Syrians had overtaken Afghans as the largest refugee population under UNHCR's mandate, a reflection of the continuous conflict and violence in the country. Just two years ago, the Syrian Arab Republic did not even feature among the top 30 source countries of refugees, a turnaround clearly demonstrating the rapid deterioration of the situation in that country.

Even though more than 100 coun-

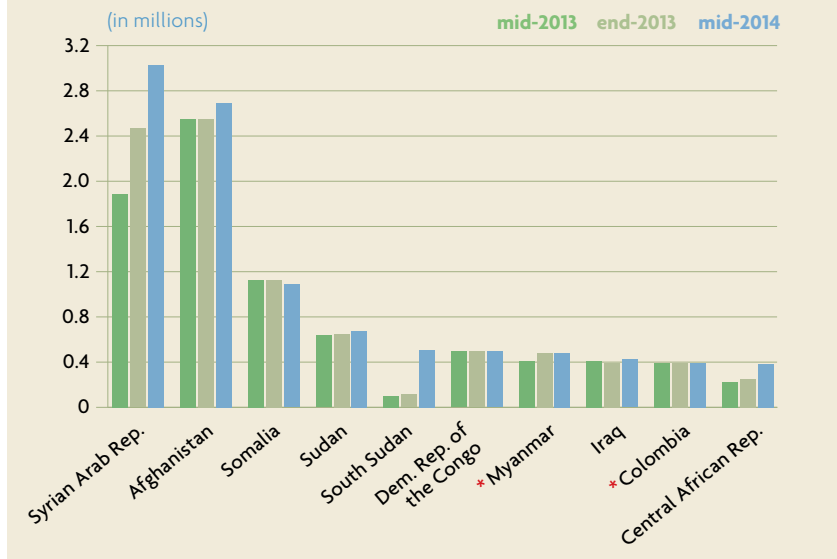
tries around the world reported the presence of Syrian refugees during the first half of 2014, neighbouring countries continue to shoulder by and large the highest burden. This includes Lebanon (1.1 million), Turkey (798,000), Jordan (645,600), Iraq (220,400), and Egypt (138,100). During the first half of the year, the net Syrian refugee population grew by more than half a million persons in these five countries alone.

Syrian refugees accounted for nearly a quarter (23%) of all refugees under UNHCR's mandate by the middle of 2014. Further, Syrian refugees outside their country represented about 14 per cent of the country's resident population at the beginning of the conflict.³

With 2.7 million refugees, Afghans dropped to the second largest refugee group under the UNHCR mandate. Despite the voluntary return of about 10,000 Afghan refugees from Pakistan and the Islamic Republic of Iran during the first half of 2014, the global number of Afghan refugees increased by about 135,000 persons. This was mainly due to the Government of the Islamic Republic of Iran revising its estimate of Afghan refugees in the country from 814,000 to 950,000. In addition, Pakistan hosted some 1.6 million Afghan refugees at mid-year.

³ Source for national population: United Nations, Population Division, World Population Prospects: The 2012 Revision, New York, 2013.

Fig. 2 Where do the world's refugees come from? | mid-2014



* Includes people in a refugee-like situation.

Somalis remained the third largest refugee group worldwide with 1.1 million persons by mid-2014, mainly in Kenya (425,700), Ethiopia (244,300), and Yemen (234,800). The overall figure dropped by about 41,000 persons, mainly because of the spontaneous return of 10,000 Somalis and a verification exercise conducted among Somali refugees in Kenyan refugee camps.

With an estimated 670,300 refugees at mid-year, the number of Sudanese refugees remained relatively stable in relation to the start of the year (648,900). In contrast, the outbreak of violence in South Sudan, which started in December 2013, triggered a major outflow into neighbouring countries. The overall number of South Sudanese refugees grew from 114,500 to 508,600 within a span of just six months. By the middle of the year, individuals from South Sudan had found refuge predominantly in Ethiopia (208,800), Uganda (141,400), Sudan (82,000), and Kenya (75,700). As a result, South Sudan was the fifth largest source country of refugees worldwide.

While estimates for refugees originating from the Democratic Republic of the Congo and Myanmar remained virtually unchanged at 493,500 and 479,700, respectively, the number of Iraqi refugees grew as conflict and violence unfolded in their country. As such, the number of Iraqi refugees increased from 401,500 to 426,100 within the

first six months of the year, turning Iraq into the eight largest refugee source country.

The number of Colombian refugees, including individuals in a refugee-like situation, remained stable at about 397,000. In stark contrast, refugees from the Central African Republic were for the first time ever included among the top 10 source countries of refugees. The outbreak of violence in the Cen-

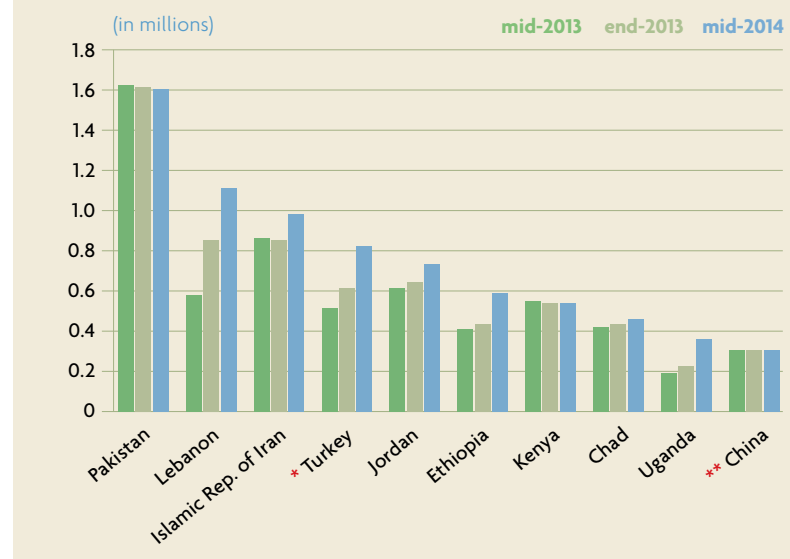
tral African Republic in late 2013 triggered the exodus of more than 143,000 people into neighbouring countries, turning it into one of the most challenging emergencies during the reporting period. Overall, some 381,000 persons had found refuge by the end of the reporting period, including in Cameroon (205,500), Chad (92,100), the Democratic Republic of the Congo (60,600), and the Republic of Congo (16,400). This compares to 252,900 at the start of the year. Many of the new arrivals had already been displaced internally within their country as a result of the violence in late 2013.

The top 10 source countries of refugees combined accounted for 78 per cent of all refugees under UNHCR's mandate. The top three alone – the Syrian Arab Republic, Afghanistan, and Somalia – made up 52 per cent. Half of these 10 countries, it should be noted, are in sub-Saharan Africa.

BY COUNTRY OF ASYLUM

Conflict and violence in the Syrian Arab Republic, South Sudan, and the Central African Republic, among other countries, significantly affected the rankings

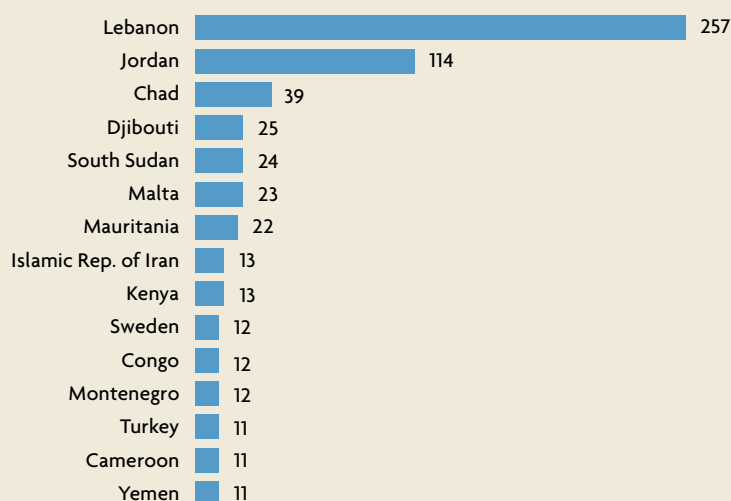
Fig. 3 Major refugee-hosting countries | mid-2014



* Syrian refugee figure is a Government estimate.

** The 300,000 Vietnamese refugees are well integrated and in practice receive protection from the Government of China.

Fig. 4 Number of refugees per 1,000 inhabitants | mid-2014



of the top 10 refugee-hosting countries. While Pakistan continued to host the largest number of refugees worldwide – some 1.6 million refugees, virtually all from Afghanistan – Lebanon became the second largest host country. With an increase of about 325,000 Syrians during the first half of the year, by mid-2014 the country’s registered refugee population passed the 1.1 million mark. Lebanon has thus moved from being the 69th largest refugee-hosting country to second largest within a span of just three and a half years.

The Government of the Islamic Republic of Iran, meanwhile, revised the estimated number of Afghan refugees in its territory from 814,000 to 950,000. Together with an estimated 32,000 Iraqi refugees and other populations, the country was the third largest refugee-hosting country by mid-year, with an overall total of 982,100.

The Syrian crisis continued to impact on not only Lebanon but also Turkey and Jordan. Turkey reported a total of 824,400 registered refugees at mid-year, 97 per cent of them from the Syrian Arab Republic. Jordan’s figure stood at 736,600 refugees, including 645,600 Syrians and 89,700 Iraqis. In both cases, figures have increased significantly during the reporting period.

Ethiopia was not only the sixth largest refugee-hosting country worldwide by mid-year, with a total of 587,700

refugees, but it simultaneously replaced Kenya as the largest recipient in sub-Saharan Africa. This shift was due largely to the mass inflow of 159,000 South Sudanese refugees during the first half of the year.

With a total of 537,000 refugees, Kenya was the second largest host country on the continent by mid-year, including 42,800 refugees who were recognized on a *prima facie* basis during the first six months of the year, most of them

from South Sudan. Kenya was followed by Chad with 454,900 refugees. The refugee population in Chad has grown from less than 13,000 refugees in 2001 to its current high of 454,900.

Fighting in both South Sudan and the eastern part of the Democratic Republic of the Congo also impacted heavily on Uganda. Some 118,000 South Sudanese were granted *prima facie* status during the first six months of 2014, as were 13,000 Congolese. By mid-year, Uganda was the ninth largest host country of refugees worldwide, with 358,500 persons, its highest level on record.

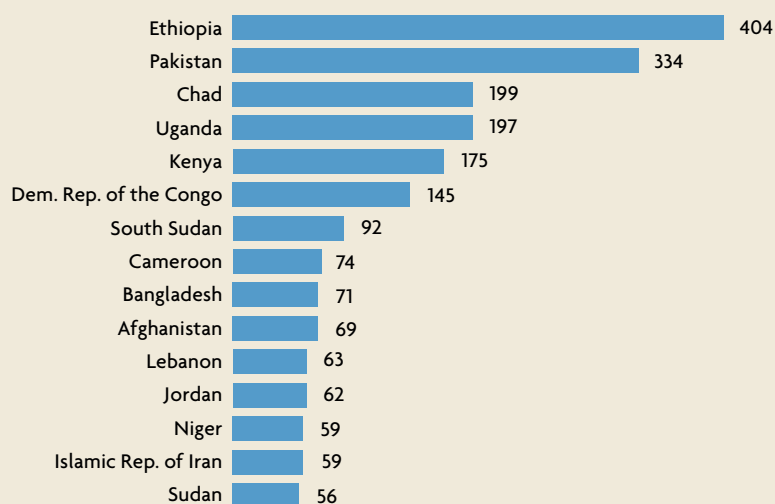
The top 10 refugee-hosting countries combined hosted 58 per cent of all refugees under UNHCR’s mandate.

NEW REFUGEE ARRIVALS

More than 1.4 million persons were newly displaced across international borders during the first half of 2014. The overwhelming majority found refuge in neighbouring countries or in the immediate region. This figure of 1.4 million refers to refugees who have been recognized on a *prima facie* basis as well as those who have been granted temporary protection.

Syrians accounted for roughly half of these new outflows (704,400). Most of the other half originated from

Fig. 5 Number of refugees per 1 USD GDP (PPP) per capita | mid-2014



South Sudan (393,600), the Central African Republic (144,400), and Pakistan (126,400).⁴ In addition, some 146,000 persons were recognized on an individual basis, a quarter of them Syrians.

The largest numbers of new refugee arrivals during the first half of 2014 were reported by Lebanon (324,900), Turkey (250,300), Ethiopia (177,500), Uganda (130,900), Afghanistan (126,400), Cameroon (111,200), and Jordan (85,000). Among the top 10 countries reporting large numbers of new refugee arrivals, nine are located either in the Middle East and North Africa or sub-Saharan Africa.

CONTRIBUTIONS OF HOST COUNTRIES

These rankings and distributions change significantly when comparing the number of refugees to the population of the host country (though without accounting for national income and other economic indicators). This indicator measures the density of a refugee population relative to the host country's nationals, implying that the higher the number of refugees per 1,000 inhabitants, the higher the density.

With 257 refugees per 1,000 inhabitants, Lebanon remains the country with the highest refugee density at mid-2014. Jordan (114) and Chad (39) are second and third in these rankings, respectively. With 12 refugees per 1,000 inhabitants,

with 404 refugees per 1 USD GDP. Six months earlier, Ethiopia was second in this ranking, a change that clearly reflects the mass inflow of refugees from South Sudan. Pakistan and Chad were second and third with 334 and

Lebanon remains the country with the highest refugee density at mid-2014.

Sweden is the only major recipient of refugees among industrialized countries included among the top 10 ranked countries for this indicator.

An examination of the relative economic strength of refugee-hosting countries to their ratios of Gross Domestic Product (GDP), measured at Purchasing Power Parity (PPP)⁵ per capita,⁶ likewise results in wide and diverse distributions among countries. In relative terms, the higher the ratio (1 USD GDP measured at PPP per capita), the higher the burden on a country's national income and economic resources.

By mid-2014, Ethiopia hosted the largest number of refugees relative to its national income measured at PPP,

199 refugees per 1 USD GDP (PPP), respectively. Ultimately, almost all of the countries listed among the top 40 based on this economic indicator were considered developing economies, with more than half of them located in sub-Saharan Africa. ■

⁴ Refers to persons in a refugee-like situation in Afghanistan.

⁵ Source for Gross Domestic Product (Purchasing Power Parity): International Monetary Fund, World Economic Outlook Database, October 2014 (accessed 16 November 2014).

⁶ Source for national populations: United Nations, Population Division, World Population Prospects: The 2012 Revision, New York, 2013.

III Asylum-Seekers

At least 558,600 individual asylum applications were registered in 172 countries or territories during the first half of 2014, some 18 per cent more than during the same period in 2013 (456,000). An estimated 17 per cent of these claims were registered at 'second instance', including with courts and other appellate bodies. UNHCR offices registered 108,500 individual asylum applications, out of the provisional total of 558,600 (19%).

These figures exclude asylum applications registered with South Africa's Department of Home Affairs, however, in the absence of such data provided by the Government. As South Africa has

reported the highest number of new asylum claims globally between 2008 and 2012, and was the world's third largest recipient in 2013, the rankings and global totals in this report must be considered as merely indicative.

NEW INDIVIDUAL ASYLUM APPLICATIONS REGISTERED

Germany (67,400) received the highest number of new asylum applications worldwide during the first six months of 2014. Syrians lodged almost one fifth (18%), or 12,100, of these claims. If current trends continue, Germany is likely to record its highest annual level of asylum claims in almost 20 years. Other

major nationalities lodging new asylum claims in Germany included Serbia (and Kosovo: S/RES/1244 (1999)) (8,200), Afghanistan (4,200), and Eritrea (3,900).

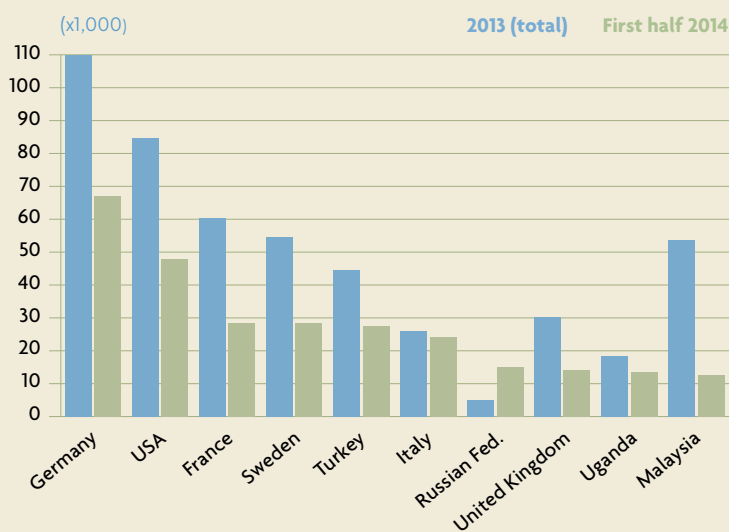
Germany was followed by the United States of America with an estimated 47,500 new asylum applications,⁷ most of them from Mexico (6,600), China (6,400), Guatemala (3,700), and

⁷ Estimated number of individuals based on the number of new cases (28,100) and multiplied by 1.356 to reflect the average number of individuals per case (Source: US Department of Homeland Security); and number of new 'defensive' asylum requests lodged with the Executive Office of Immigration Review (14,330, reported by individuals).

Fig. 6

Main destination countries for new asylum-seekers

| First half 2014*



* Excludes South Africa due to lack of data.

El Salvador (3,700). France was the third most important destination for asylum-seekers with 29,900 new asylum applications recorded, principally from the Democratic Republic of the Congo (3,100), the Russian Federation (1,800), and Albania (1,600). Other important destination countries for asylum-seekers were Sweden (28,400 new asylum claims), Turkey (27,800),⁸ Italy (24,500), and the Russian Federation (17,900).⁹

During the first half of 2014, UNHCR's offices registered 103,000 new individual applications for refugee status and another 5,500 on appeal or for review. The office in Turkey received the largest number of new requests (27,800), followed by Malaysia (12,700), Kenya (12,100), Jordan (10,800), and Cameroon (6,700). The top five UNHCR offices receiving asylum applications during the period under review registered 68 per cent of all new claims recorded by the organization.

BY ORIGIN

Syrians were the largest group of asylum-seekers worldwide during the reporting period, with a total of 59,600 new asylum applications. Germany and Sweden together received 40 per cent of these claims. As a point of comparison, the total number of countries or territories that registered Syrian asylum claims increased from 92 during the first half of 2013 to 96 a year later.

Iraqis were the second largest group of asylum-seekers with a total of 28,900 new applications registered during the first half of 2014, most of them in Turkey (15,700), Jordan (5,700), and Germany (2,100). Other important source countries of asylum-seekers were Afghanistan (26,400), Eritrea (23,300), the Democratic Republic of the Congo (21,700), and Ukraine (20,300).

Among the main nationalities lodging applications for international protection, Total Recognition Rates

(TRRs)¹⁰ were around or significantly above 80 per cent for asylum-seekers from the Syrian Arab Republic, Eritrea, Iraq, Myanmar, Somalia, and the Central African Republic. In contrast, TRRs were around or below 10 per cent for asylum-seekers from Albania, Bangladesh, Georgia, and Serbia (and Kosovo: S/RES/1244 (1999)).

By the middle of the year, close to 1.3 million individuals awaited decisions on their asylum claims, a figure that included applicants at any stage of the asylum process. This was the highest such number in more than 15 years. The largest backlogs of undecided cases were reported by South Africa (244,000), Germany (161,900), the United States of America (96,100), and Turkey (66,600). ■

⁸ This figure includes asylum-seekers registered with UNHCR as well as asylum-seekers who have been pre-registered but who are pending formal registration with UNHCR.

⁹ Refers to 3,000 individuals who applied for refugee status and 14,900 for temporary asylum.

¹⁰ In the absence of an internationally agreed methodology for calculating recognition rates, the Total Recognition Rate is calculated by dividing the number of asylum-seekers granted Convention refugee status or a complementary form of protection by the total number of substantive decisions (Convention status, complementary protection, and rejected cases). Non-substantive decisions are, to the extent possible, excluded from the calculation. For the purpose of global comparability, UNHCR does not report rates calculated by national authorities.

Amira's family fled their village in Mosul, Iraq in June 2014. They live in a camp for internally displaced persons near Erbil. Though they remain in their own country, they do not feel at home.



Internally Displaced Persons (IDPs)

Information on the global number of newly displaced persons within their country was not available at the time of writing this report.¹¹ Based on information provided by UNHCR offices in 25 countries, an estimated 4.1 million individuals were newly displaced within the borders of their countries as a result of war and conflict during the first half of the year. Countries particularly affected by this trend were Iraq (986,000 newly displaced by 30 June 2014), South Sudan (970,000), Philippines (574,000), the Democratic Republic of the Congo (483,000), Pakistan (481,000), and Sudan (395,000).

By the end of the reporting period, UNHCR offices reported a total of 26.0 million IDPs¹² who benefited from the organization's protection and assistance activities. This was 2.1 million more than at the beginning of the year. With an estimated 6.5 million IDPs, the Syrian Arab Republic continued to face the largest situation of internal displacement worldwide. It was followed by Colombia, whose Government had registered 5.7 million IDPs by mid-2014. Other countries with large IDP populations by the end of the reporting period included the Democratic Republic of the Congo (2.6 million), Sudan (2.1 million),¹³ Iraq (1.9 million), South Sudan (1.3 million),¹⁴ Pakistan (1.2 million), and Somalia (1.1 million).

On a more positive note, some 1.6 million IDPs returned home during the reporting period in those countries where UNHCR was operational. This compares to 688,000 during the first half of 2013. Significant IDP returns were reported by the Philippines (518,800), the Central African Republic (359,400), the Democratic Republic of the Congo (246,500), Sudan (129,000), and Mali (126,000). ■

¹¹ The IDP populations reported in UNHCR statistics are limited to conflict-generated IDPs or persons in an IDP-like situation, to whom the agency extends protection or assistance. Therefore, UNHCR's IDP statistics do not necessarily reflect the entire IDP population in a given country, but rather only those who are protected and assisted by the agency. Hence, UNHCR's statistics do not provide a comprehensive picture of global internal displacement.

¹² Includes 267,500 persons in an IDP-like situation in Myanmar, South Sudan, and Sudan.

¹³ Includes 77,300 persons in an IDP-like situation.

¹⁴ Includes 155,200 persons in an IDP-like situation.

Fig. 7 IDPs protected/assisted by UNHCR | 1998 - 2014 (end-year)



Stateless Persons

The precise number of stateless persons worldwide is unknown. Yet based on available information and data, UNHCR estimates the total number of individuals under the agency's stateless-

ness mandate to be at least 10 million globally. By mid-2014, statistical information on stateless persons was available for 77 countries or territories, two more than six months earlier. These

countries or territories reported a total of 3.5 million stateless persons by mid-2014, a figure that has remained relatively unchanged compared to previous reporting periods. ■



Khitan, a Syrian refugee woman, and her three sons (one shown in the picture) found shelter in an unfinished building in Tripoli, Lebanon with several other Syrian families. One of her sons was injured when a shell hit their home in Aleppo; another was killed in a separate incident. Her husband and another son remain behind in their war-torn country.

VI

Resettlement

Some 37,000 refugees departed on resettlement with UNHCR assistance during the first half of 2014. This figure was about 4,300 persons more than its corresponding value one year earlier (33,700). UNHCR offices in 74 countries were involved in the processing of these individuals from 57 nationalities.

The largest number of refugees

who benefited from resettlement programmes during the first half of the year originated from Myanmar (9,300), Iraq (5,300), Bhutan (5,100), Somalia (4,300), and the Syrian Arab Republic (3,500). Persons from these five countries combined accounted for 81 per cent of all UNHCR-assisted resettlement departures.

Similarly, countries that reported

the largest number of resettlement departures with UNHCR's assistance included Malaysia (6,100), Nepal (5,100), Turkey (3,900), Lebanon (3,800), Thailand (3,500), and Kenya (2,100). Together, these six countries accounted for two-thirds (67%) of the global number of resettlement cases processed during the first half of the year. ■


VII

Refugee Returns

The number of refugees returning to their country of origin continued a downward trend observed in previous years. Some 107,000 refugees returned during the first six months of 2014, compared to 189,300 during the corresponding period of 2013. Some 69,000 of those who had returned by mid-

2014 did so with UNHCR assistance. UNHCR offices in 28 countries reported the return of refugees, with the largest from the Democratic Republic of the Congo (20,000), Mali (15,600), and Côte d'Ivoire (12,300). Together, these three countries of origin accounted for 58 per cent of all returnees.

Countries with the highest number of refugee departures included the Democratic Republic of the Congo (14,400), Chad (13,100), Liberia (12,200), Congo (9,900), Pakistan (7,400), Kenya (7,300), and the Central African Republic (7,200). ■

A photograph of a man and a woman standing in front of a blue wall. The man is wearing a dark suit jacket over a white t-shirt with a red and yellow star. The woman is wearing a blue sleeveless top and a patterned skirt. In the foreground, there is a grey and red suitcase. The background shows a building with a corrugated metal roof.

This family of former Angolan refugees pose for a portrait in Kinshasa, the Democratic Republic of the Congo, in August 2014, as they prepare to return to Angola. They are among some 30,000 Angolans taking part in a repatriation programme run by UNHCR, which aims to put an end to one of Africa's most protracted refugee situations.

WHO ARE INCLUDED

Refugees include individuals recognized under the 1951 Convention relating to the Status of Refugees and its 1967 Protocol, persons recognized under the 1969 Organization of African Unity (OAU) Convention Governing the Specific Aspects of Refugee Problems in Africa, those recognized in accordance with the UNHCR Statute, individuals granted complementary forms of protection,¹⁵ and those enjoying temporary protection.¹⁶ The refugee category also includes persons in a refugee-like situation.¹⁷

Asylum-seekers (with 'pending cases') are individuals who have sought international protection and whose claims for refugee status have not yet been determined. Those covered in this report refer to claimants whose individual applications were pending as of 30 June 2014, irrespective of when those claims may have been lodged.

Internally displaced persons are persons or groups of persons who have been forced to leave their homes or places of habitual residence, in particular as a result of or in order to avoid the effects of armed conflict, situations of generalized violence, violations of human rights, or natural or man-made disasters, and who have not crossed an international border.¹⁸ For the purposes of UNHCR's statistics, this population only includes conflict-generated IDPs to whom the Office extends protection and/or assistance. The IDP population also includes individuals in an IDP-like situation.¹⁹

Returned refugees (returnees) are former refugees who have returned to their country of origin, either spontaneously or in an organized fashion, but are yet to be fully integrated. Such returns would normally take place only under conditions of safety and dignity. For the purposes of this report, only refugees who returned between January and June 2014 are included, though in practice operations may assist returnees for longer periods.



15 'Complementary protection' refers to protection provided under national, regional, or international law to persons who do not qualify for protection under refugee law instruments but are in need of international protection because they are at risk of serious harm.

16 'Temporary protection' refers to arrangements developed to offer protection of a temporary nature, either until the situation in the country of origin improves and allows for a safe and dignified return or until individual refugee or complementary protection status determination can be carried out.

17 This term is descriptive in nature. It includes groups of people who are outside their country or territory of origin and who face protection risks similar to refugees but for whom refugee status has, for practical or other reasons, not been ascertained.

18 See: *United Nations Commission on Human Rights, Report of the Representative of the Secretary-General, Mr. Francis M. Deng, submitted pursuant to Commission resolution 1997/39, Addendum: Guiding Principles on Internal Displacement*, 11 February 1998.

19 This term is descriptive in nature. It includes groups who are inside their country of nationality or habitual residence and who face protection risks similar to IDPs but who, for practical or other reasons, could not be reported as such.

IN THE STATISTICS?

Returned IDPs refer to those IDPs who were beneficiaries of UNHCR's protection and assistance activities, and who returned to their area of origin or habitual residence between January and June 2014. In practice, however, operations may assist IDP returnees for longer periods.

Persons under UNHCR's statelessness mandate are defined under international law as those not considered as nationals by any State under the operation of its law. In other words, they do not possess the nationality of any State. UNHCR statistics refer to persons who fall under the agency's statelessness mandate as those who are stateless according to this international definition, but data from some countries may also include persons with undetermined nationality.

UNHCR has been given a global mandate by the United Nations General Assembly to contribute to the prevention and reduction of statelessness and the protection of stateless persons. The agency also performs a specific function, under Article 11 of the 1961 Convention on the Reduction of Statelessness, in receiving claims from persons who may benefit from the statelessness safeguards contained in that Convention, and in assisting both those individuals and the States concerned to resolve these claims.

Other groups or persons of concern refers to individuals who do not necessarily fall directly into any of these groups but to whom UNHCR has extended its protection and/or assistance services, based on humanitarian or other special grounds.

TABLE 1 Refugees, asylum-seekers, internally displaced persons (IDPs), returnees (refugees and IDPs), stateless persons, and others of concern to UNHCR by country/territory of asylum | mid-2014 (or latest available estimates)

All data are provisional and subject to change.

Country/ territory of asylum ¹	REFUGEES					Returned refugees ⁵	IDPs protected/ assisted by UNHCR, incl. people in IDP- like situations ⁶	Returned IDPs ⁷	Persons under UNHCR's statelessness mandate ⁸	Various ⁹	Total population of concern
	Refugees ²	People in refugee- like situations ³	Total refugees and people in refugee-like situations	Of whom assisted by UNHCR	Asylum- seekers (pending cases) ⁴						
Afghanistan	72	143,177	143,249	143,249	93	9,910	683,301	23,376	-	201,284	1,061,213
Albania	106	-	106	106	290	-	-	-	7,443	-	7,839
Algeria ¹⁰	94,144	-	94,144	90,137	3,894	-	-	-	-	-	98,038
Angola	23,783	-	23,783	5,072	20,040	643	-	-	-	-	44,466
Antigua and Barbuda	-	-	-	-	-	-	-	-	-	-	-
Argentina	3,415	-	3,415	82	992	-	-	-	-	-	4,407
Armenia	3,177	11,500	14,677	6,414	52	-	-	-	180	-	14,909
Aruba	4	-	4	7	1	-	-	-	1	-	6
Australia ¹¹	34,503	-	34,503	-	14,223	-	-	-	-	-	48,726
Austria ¹²	55,598	-	55,598	-	22,745	-	-	-	604	-	78,947
Azerbaijan	1,314	-	1,314	1,314	279	-	606,362	-	3,585	-	611,540
Bahamas	12	-	12	12	16	-	-	-	2	-	30
Bahrain	299	-	299	299	47	-	-	-	-	-	346
Bangladesh ¹³	32,584	200,000	232,584	32,584	13	-	-	-	-	-	232,597
Barbados	1	-	1	7	-	-	-	-	-	-	1
Belarus	628	-	628	299	208	-	-	-	6,606	-	7,442
Belgium	29,179	-	29,179	-	10,360	-	-	-	2,466	-	42,005
Belize	10	-	10	-	62	-	-	-	-	-	72
Benin	219	-	219	219	79	-	-	-	-	-	298
Bolivia (Plurinational State of)	747	-	747	106	9	-	-	-	-	-	756
Bonaire, Saint Eustatius and Saba	-	-	-	-	-	-	-	-	-	-	-
Bosnia and Herzegovina	6,907	-	6,907	6,907	15	142	84,500	-	792	52,437	144,793
Botswana	2,766	-	2,766	2,766	214	-	-	-	-	49	3,029
Brazil	5,952	-	5,952	644	6,325	-	-	-	2	33,958	46,237
British Virgin Islands	-	-	-	-	3	-	-	-	-	-	3
Brunei Darussalam	-	-	-	-	-	-	-	-	20,524	-	20,524
Bulgaria ¹²	4,320	-	4,320	2,462	2,048	-	-	-	-	-	6,368
Burkina Faso	33,104	-	33,104	33,104	259	-	-	-	-	-	33,363
Burundi	47,805	-	47,805	47,805	9,051	898	78,948	-	1,302	541	138,545
Cabo Verde	-	-	-	-	-	-	-	-	-	-	-
Cambodia	70	-	70	70	21	1	-	-	-	-	92
Cameroon	215,057	11,311	226,368	226,368	14,091	-	-	-	-	-	240,459
Canada ¹²	160,279	-	160,279	-	17,468	-	-	-	-	-	177,747
Cayman Islands	6	-	6	-	2	-	-	-	-	-	8
Central African Rep.	7,753	-	7,753	7,753	349	9,183	535,000	359,421	-	-	911,706
Chad	454,882	-	454,882	454,882	1,492	335	-	19,791	-	-	476,500
Chile	1,752	-	1,752	173	500	-	-	-	-	-	2,252
China ¹⁴	301,033	-	301,033	102	409	-	-	-	-	-	301,442
- Hong Kong SAR, China	184	-	184	184	2,220	-	-	-	1	-	2,405
- Macao SAR, China	-	-	-	-	6	-	-	-	-	-	6
Colombia	237	-	237	43	158	1	5,700,381	-	12	-	5,700,789
Comoros	-	-	-	-	-	-	-	-	-	-	-
Congo	49,192	-	49,192	49,192	2,735	6	-	-	-	926	52,859
Costa Rica	12,800	7,820	20,620	19,803	1,609	-	-	-	-	-	22,229
Côte d'Ivoire	2,842	-	2,842	2,842	731	12,278	24,000	-	700,000	58	739,909
Croatia	560	21	581	581	161	78	-	-	2,886	16,046	19,752
Cuba	369	-	369	229	3	-	-	-	-	-	372
Curaçao	19	-	19	19	49	-	-	-	-	-	68
Cyprus ¹⁵	4,281	-	4,281	28	2,830	-	-	-	-	-	7,111
Czech Rep. ¹²	2,979	-	2,979	-	375	-	-	-	1,502	-	4,856
Dem. Rep. of the Congo	117,907	-	117,907	45,436	1,408	19,961	2,611,558	246,547	-	47,851	3,045,232
Denmark ¹²	13,160	-	13,160	-	2,675	-	-	-	4,263	-	20,098
Djibouti	20,695	-	20,695	20,695	3,814	-	-	-	-	-	24,509
Dominica	-	-	-	-	-	-	-	-	-	-	-
Dominican Rep. ¹⁶	615	-	615	615	819	-	-	-	210,000	-	211,434
Ecuador ¹⁷	54,789	68,344	123,133	54,789	11,583	-	-	-	-	-	134,716
Egypt	237,117	-	237,117	237,117	25,194	-	-	-	22	-	262,333
El Salvador	39	-	39	13	4	-	-	-	-	-	43

.../...

TABLE 1 Refugees, asylum-seekers, internally displaced persons (IDPs), returnees (refugees and IDPs), stateless persons, and others of concern to UNHCR by country/territory of asylum | mid-2014 (or latest available estimates) (ctnd)

All data are provisional and subject to change.

Country/ territory of asylum ¹	REFUGEES					Returned refugees ⁵	IDPs protected/ assisted by UNHCR, incl. people in IDP- like situations ⁶	Returned IDPs ⁷	Persons under UNHCR's statelessness mandate ⁸	Various ⁹	Total population of concern
	Refugees ²	People in refugee- like situations ³	Total refugees and people in refugee-like situations	Of whom assisted by UNHCR	Asylum- seekers (pending cases) ⁴						
Equatorial Guinea	-	-	-	-	-	-	-	-	-	-	-
Eritrea	3,175	-	3,175	3,175	3	-	-	-	-	65	3,243
Estonia ¹⁸	81	-	81	-	44	-	-	-	89,533	-	89,658
Ethiopia	587,708	-	587,708	587,708	920	454	-	-	-	989	590,071
Fiji	13	-	13	13	5	-	-	-	-	-	18
Finland ¹²	11,252	-	11,252	-	1,058	-	-	-	2,122	-	14,432
France	237,985	-	237,985	-	59,586	-	-	-	1,257	-	298,828
Gabon	1,007	-	1,007	1,007	1,868	-	-	-	-	-	2,875
Gambia	11,439	-	11,439	11,433	507	-	-	-	-	-	11,946
Georgia	346	467	813	813	358	-	257,022	-	777	-	258,970
Germany	200,805	-	200,805	-	161,863	-	-	-	11,659	-	374,327
Ghana	18,684	-	18,684	18,684	2,287	-	-	-	-	-	20,971
Greece ¹²	3,485	-	3,485	-	43,883	-	-	-	178	11,539	59,085
Grenada	-	-	-	-	-	-	-	-	-	-	-
Guatemala	168	-	168	26	54	-	-	-	-	-	222
Guinea	8,598	-	8,598	8,598	264	-	-	-	-	-	8,862
Guinea-Bissau	8,572	-	8,572	8,572	114	-	-	-	-	-	8,686
Guyana	11	-	11	-	1	-	-	-	-	-	12
Haiti	-	-	-	-	7	-	-	-	-	-	7
Honduras	23	-	23	11	17	-	-	-	1	-	41
Hungary	2,693	-	2,693	-	1,402	-	-	-	119	-	4,214
Iceland ¹²	79	-	79	-	151	-	-	-	119	-	349
India	198,665	-	198,665	24,280	4,718	-	-	-	-	-	203,383
Indonesia	3,830	-	3,830	3,830	6,286	-	-	-	-	-	10,116
Iran (Islamic Rep. of)	982,071	-	982,071	982,071	47	5	-	-	-	-	982,123
Iraq ¹⁹	254,215	-	254,215	253,970	7,053	8,354	1,903,943	36,045	120,000	-	2,329,610
Ireland ¹²	6,001	-	6,001	-	5,149	-	-	-	83	-	11,233
Israel ¹⁷	184	48,017	48,201	4,659	4,760	-	-	-	14	-	52,975
Italy ¹²	76,263	-	76,263	-	22,200	-	-	-	350	-	98,813
Jamaica	23	-	23	-	-	-	-	-	-	-	23
Japan ²⁰	2,646	-	2,646	-	7,950	-	-	-	635	-	11,231
Jordan ²¹	736,579	-	736,579	635,214	10,466	-	-	-	-	-	747,045
Kazakhstan	620	-	620	620	89	-	-	-	6,942	3,675	11,326
Kenya	537,021	-	537,021	537,021	32,751	-	-	-	20,000	-	589,772
Kuwait	614	-	614	613	1,038	-	-	-	93,000	-	94,652
Kyrgyzstan	472	-	472	472	327	-	-	-	15,338	-	16,137
Lao People's Dem. Rep.	-	-	-	-	-	-	-	-	-	-	-
Latvia ²²	165	-	165	-	206	-	-	-	253,879	-	254,250
Lebanon	1,115,988	-	1,115,988	1,115,988	2,423	-	-	-	-	4,463	1,122,874
Lesotho	36	-	36	-	3	-	-	-	-	-	39
Liberia	38,188	8	38,196	38,196	69	-	-	-	1	1,540	39,806
Libya ²³	25,561	-	25,561	25,561	6,608	-	63,985	12,440	-	-	108,594
Liechtenstein ¹²	97	-	97	-	26	-	-	-	2	-	125
Lithuania	951	-	951	-	60	-	-	-	3,789	-	4,800
Luxembourg	1,032	-	1,032	-	844	-	-	-	84	-	1,960
Madagascar	12	-	12	12	1	-	-	-	-	1	14
Malawi	5,844	-	5,844	5,844	13,525	-	-	-	-	-	19,369
Malaysia	97,787	420	98,207	98,207	47,352	-	-	-	40,000	80,000	265,559
Mali	14,525	-	14,525	14,038	1,097	16,722	128,866	125,956	-	-	287,166
Malta ¹²	9,906	-	9,906	-	1,015	-	-	-	-	-	10,921
Mauritania	53,961	26,000	79,961	53,961	598	-	-	-	-	-	80,559
Mauritius	-	-	-	-	-	-	-	-	-	-	-
Mexico	1,831	-	1,831	-	2,192	-	-	-	13	-	4,036
Micronesia (Federated States of)	-	-	-	-	-	-	-	-	-	-	-
Monaco ¹²	34	-	34	-	-	-	-	-	-	-	34
Mongolia	3	-	3	3	7	-	-	-	16	-	26
Montenegro	7,160	-	7,160	7,160	98	-	-	-	3,316	9,336	19,910
Montserrat	-	-	-	-	-	-	-	-	-	-	-
Morocco	1,560	-	1,560	1,559	2,601	-	-	-	-	-	4,161

.../...

TABLE 1 Refugees, asylum-seekers, internally displaced persons (IDPs), returnees (refugees and IDPs), stateless persons, and others of concern to UNHCR by country/territory of asylum | mid-2014 (or latest available estimates) (ctnd)

All data are provisional and subject to change.

Country/ territory of asylum ¹	REFUGEES					Returned refugees ⁵	IDPs protected/ assisted by UNHCR, incl. people in IDP- like situations ⁶	Returned IDPs ⁷	Persons under UNHCR's statelessness mandate ⁸	Various ⁹	Total population of concern
	Refugees ²	People in refugee- like situations ³	Total refugees and people in refugee-like situations	Of whom assisted by UNHCR	Asylum- seekers (pending cases) ⁴						
Mozambique	4,461	-	4,461	4,461	12,110	-	-	-	-	-	16,571
Myanmar ²⁴	-	-	-	-	-	1	374,000	-	810,000	-	1,184,001
Namibia	1,519	-	1,519	1,375	1,155	8	-	-	-	1,700	4,382
Nauru ¹⁷	-	-	-	-	534	-	-	-	-	-	534
Nepal ²⁵	41,491	-	41,491	26,491	133	-	-	-	-	401	42,025
Netherlands ²⁶	74,707	-	74,707	-	-	-	-	-	1,951	-	76,658
New Zealand ¹²	1,403	-	1,403	-	275	-	-	-	-	-	1,678
Nicaragua	223	-	223	103	40	-	-	-	1	1	265
Niger	61,084	-	61,084	61,084	130	-	-	-	-	35,050	96,264
Nigeria	1,530	-	1,530	1,530	996	-	-	-	-	-	2,526
Norway ¹²	46,106	-	46,106	-	6,436	-	-	-	1,975	-	54,517
Oman	149	-	149	139	121	-	-	-	-	-	270
Pakistan	1,610,355	-	1,610,355	1,610,355	5,337	2	1,183,905	44,684	-	-	2,844,283
Palau	1	-	1	1	1	-	-	-	-	-	1
Panama	2,671	15,000	17,671	246	713	-	-	-	2	-	18,386
Papua New Guinea ¹⁷	4,797	4,581	9,378	-	404	-	-	-	-	-	9,782
Paraguay	135	-	135	18	2	-	-	-	-	-	137
Peru	1,229	-	1,229	58	558	-	-	-	-	-	1,787
Philippines	189	-	189	32	112	-	54,831	518,824	6,015	68	580,039
Poland ¹²	16,438	-	16,438	-	2,888	-	-	-	10,825	-	30,151
Portugal ¹²	598	-	598	-	283	-	-	-	553	-	1,434
Qatar	127	-	127	127	54	-	-	-	1,200	-	1,381
Rep. of Korea	874	-	874	141	2,552	-	-	-	209	-	3,635
Rep. of Moldova	283	-	283	283	75	-	-	-	2,012	-	2,370
Romania	1,996	-	1,996	81	416	-	-	-	304	-	2,716
Russian Federation	5,135	-	5,135	5,135	13,770	7	-	-	178,000	7,170	204,082
Rwanda	72,763	-	72,763	72,763	203	3,096	-	-	-	129	76,191
Saint Kitts and Nevis	1	-	1	1	1	-	-	-	-	-	2
Saint Lucia	5	-	5	-	-	-	-	-	-	-	5
Saint Vincent and the Grenadines	-	-	-	-	-	-	-	-	-	-	-
Sao Tome and Principe	-	-	-	-	-	-	-	-	-	-	-
Saudi Arabia	538	27	565	563	99	-	-	-	70,000	-	70,664
Senegal	14,257	-	14,257	14,257	2,828	-	-	-	-	-	17,085
Serbia (and Kosovo: S/RES/1244 (1999))	43,763	-	43,763	9,053	542	48	221,319	86	4,078	-	269,836
Sierra Leone	2,403	-	2,403	760	26	-	-	-	-	-	2,429
Singapore	3	-	3	3	-	-	-	-	-	-	3
Sint Maarten (Dutch part)	3	-	3	3	5	-	-	-	-	-	8
Slovakia ¹²	701	-	701	-	167	-	-	-	1,523	115	2,506
Slovenia	235	-	235	-	39	-	-	-	4	-	278
Solomon Islands	3	-	3	3	-	-	-	-	-	-	3
Somalia	2,502	-	2,502	2,502	9,587	9,944	1,133,000	10,406	-	66	1,165,505
South Africa ²⁷	65,668	-	65,668	13,112	243,948	-	-	-	-	-	309,616
South Sudan ²⁸	240,673	-	240,673	240,670	32	3	1,251,050	64,593	-	-	1,556,351
Spain ¹²	4,637	-	4,637	-	6,397	-	-	-	270	-	11,304
Sri Lanka ²⁹	308	-	308	308	1,562	236	30,847	11,344	-	-	44,297
State of Palestine	-	-	-	-	-	-	-	-	-	-	-
Sudan ³⁰	205,174	35,529	240,703	167,667	4,900	13,129	2,089,100	129,000	-	3,053	2,479,885
Suriname	-	-	-	-	1	-	-	-	-	-	1
Swaziland	553	-	553	178	578	-	-	-	-	2	1,133
Sweden ¹²	114,175	-	114,175	-	32,277	-	-	-	20,450	-	166,902
Switzerland	57,783	-	57,783	-	20,111	-	-	-	73	-	77,967
Syrian Arab Rep. ³¹	149,377	-	149,377	30,368	2,512	-	6,520,800	-	160,000	2	6,832,691
Tajikistan	2,215	-	2,215	1,545	2,037	-	-	-	1,364	-	5,616
Thailand ³²	76,819	56,019	132,838	76,819	8,336	-	-	-	506,197	409	647,780
The former Yugoslav Republic of Macedonia	646	309	955	955	1,431	-	-	-	734	-	3,120
Timor-Leste	-	-	-	-	2	-	-	-	-	-	2
Togo	22,165	-	22,165	13,702	817	-	-	-	-	-	22,982

.../...

TABLE 1 Refugees, asylum-seekers, internally displaced persons (IDPs), returnees (refugees and IDPs), stateless persons, and others of concern to UNHCR by country/territory of asylum | mid-2014 (or latest available estimates) (ctnd)

All data are provisional and subject to change.

Country/ territory of asylum ¹	REFUGEES					Returned refugees ⁵	IDPs protected/ assisted by UNHCR, incl. people in IDP- like situations ⁶	Returned IDPs ⁷	Persons under UNHCR's statelessness mandate ⁸	Various ⁹	Total population of concern
	Refugees ²	People in refugee- like situations ³	Total refugees and people in refugee-like situations	Of whom assisted by UNHCR	Asylum- seekers (pending cases) ⁴						
Tonga	-	-	-	-	-	-	-	-	-	-	-
Trinidad and Tobago	57	-	57	57	38	-	-	-	-	-	95
Tunisia	924	-	924	924	233	-	-	-	-	-	1,157
Turkey ³³	824,381	-	824,381	824,381	66,574	-	-	-	780	306	892,041
Turkmenistan	36	-	36	36	-	-	-	-	7,516	-	7,552
Turcs and Caicos Islands	4	-	4	-	4	-	-	-	-	-	8
Uganda	358,453	-	358,453	358,414	30,536	1,475	-	-	-	50,000	440,464
Ukraine	3,132	-	3,132	280	5,701	-	59,670	-	35,504	-	104,007
United Arab Emirates	514	-	514	514	117	-	-	-	-	-	631
United Kingdom ¹²	126,055	-	126,055	-	30,571	-	-	-	205	-	156,831
United Rep. of Tanzania	90,650	-	90,650	68,423	284	-	-	-	-	162,256	253,190
United States of America ¹²	263,662	-	263,662	-	96,106	-	-	-	-	-	359,768
Uruguay	205	-	205	102	36	-	-	-	-	-	241
Uzbekistan ³⁴	133	-	133	133	-	-	-	-	86,703	-	86,836
Vanuatu	2	-	2	2	1	-	-	-	-	-	3
Venezuela (Bolivarian Republic of)	4,685	200,000	204,685	23,527	570	-	-	-	-	-	205,255
Viet Nam	-	-	-	-	-	-	-	-	11,000	-	11,000
Yemen	245,801	-	245,801	245,801	9,397	-	334,512	-	-	-	589,710
Zambia	24,666	-	24,666	24,666	2,333	-	-	-	-	26,917	53,916
Zimbabwe	5,397	-	5,397	5,397	480	27	60,139	-	-	108	66,151
Various	-	-	-	-	-	4	-	-	-	-	4
Grand Total	12,212,863	828,550	13,041,413	9,847,385	1,268,488	106,951	25,991,039	1,602,513	3,544,868	752,511	46,307,783

UNHCR-BUREAUX											
- Central Africa-Great Lakes	602,134	11,311	613,445	518,747	29,989	33,144	3,225,506	605,968	1,302	211,703	4,721,057
- East and Horn of Africa	2,410,283	35,529	2,445,812	2,372,734	84,035	25,340	4,473,150	223,790	20,000	54,173	7,326,300
- Southern Africa	134,705	-	134,705	62,883	294,387	678	60,139	-	-	28,777	518,686
- Western Africa	237,610	8	237,618	227,019	10,204	29,000	152,866	125,956	700,001	36,648	1,292,293
Africa	3,384,732	46,848	3,431,580	3,181,383	418,615	88,162	7,911,661	955,714	721,303	331,301	13,858,336
Asia and Pacific	3,393,182	404,197	3,797,379	3,001,554	105,051	10,155	2,326,884	598,228	1,512,460	285,837	8,635,994
Middle East and North Africa	2,917,652	74,044	2,991,696	2,697,514	77,215	8,354	8,823,240	48,485	444,236	4,465	12,397,691
Europe	2,001,315	12,297	2,013,612	866,252	527,659	275	1,228,873	86	656,835	96,949	4,524,289
Americas	515,982	291,164	807,146	100,682	139,948	1	5,700,381	-	210,034	33,959	6,891,469
Various/unknown	-	-	-	-	-	4	-	-	-	-	4
Total	12,212,863	828,550	13,041,413	9,847,385	1,268,488	106,951	25,991,039	1,602,513	3,544,868	752,511	46,307,783

UN MAJOR REGIONS											
Africa	3,797,999	72,848	3,870,847	3,590,642	457,743	88,162	7,975,646	968,154	721,325	331,301	14,413,178
Asia	6,690,344	459,627	7,149,971	6,122,740	197,789	18,509	11,949,523	634,273	1,961,996	290,608	22,202,669
Europe	1,167,816	330	1,168,146	33,302	457,566	275	365,489	86	651,513	96,643	2,739,718
Latin America and the Caribbean	92,041	291,164	383,205	100,682	26,374	1	5,700,381	-	210,034	33,959	6,353,954
Northern America	423,941	-	423,941	-	113,574	-	-	-	-	-	537,515
Oceania	40,722	4,581	45,303	19	15,442	-	-	-	-	-	60,745
Various	-	-	-	-	-	4	-	-	-	-	4
Total	12,212,863	828,550	13,041,413	9,847,385	1,268,488	106,951	25,991,039	1,602,513	3,544,868	752,511	46,307,783

See notes on page 22.

TABLE 2 Refugees, asylum-seekers, internally displaced persons (IDPs), returnees (refugees and IDPs), stateless persons, and others of concern to UNHCR by origin | mid-2014 (or latest available estimates)

All data are provisional and subject to change.

Origin ¹	REFUGEES					Returned refugees ⁵	IDPs protected/ assisted by UNHCR, incl. people in IDP-like situations ⁶	Returned IDPs ⁷	Persons under UNHCR's statelessness mandate ⁸	Various ⁹	Total population of concern
	Refugees ²	People in refugee-like situations ³	Total refugees and people in refugee-like situations	Of whom assisted by UNHCR	Asylum-seekers (pending cases) ⁴						
Afghanistan	2,690,775	-	2,690,775	2,581,553	75,414	9,910	683,301	23,376	-	201,284	3,684,060
Albania	10,520	-	10,520	6	12,432	-	-	-	-	-	22,952
Algeria	3,691	-	3,691	78	4,622	-	-	-	-	-	8,313
Andorra	5	-	5	-	9	-	-	-	-	-	14
Angola	10,321	-	10,321	1,113	1,654	643	-	-	-	72,984	85,602
Antigua and Barbuda	49	-	49	-	27	-	-	-	-	-	76
Argentina	388	-	388	5	101	-	-	-	-	-	489
Armenia	12,224	-	12,224	58	5,422	-	-	-	-	-	17,646
Australia	25	-	25	-	11	-	-	-	-	-	36
Austria	9	-	9	-	10	-	-	-	-	-	19
Azerbaijan	10,914	-	10,914	1,664	3,847	-	606,362	-	-	-	621,123
Bahamas	210	-	210	-	27	-	-	-	-	-	237
Bahrain	285	-	285	4	93	-	-	-	-	-	378
Bangladesh	10,018	2	10,020	115	17,283	-	-	-	-	-	27,303
Barbados	67	-	67	-	32	-	-	-	-	-	99
Belarus	4,424	-	4,424	18	801	-	-	-	-	-	5,225
Belgium	77	-	77	-	25	-	-	-	-	-	102
Belize	40	-	40	-	61	-	-	-	-	-	101
Benin	313	-	313	1	528	-	-	-	-	-	841
Bermuda	-	-	-	-	1	-	-	-	-	-	1
Bhutan	26,708	-	26,708	26,122	136	-	-	-	-	-	26,844
Bolivia (Plurinational State of)	602	-	602	9	178	-	-	-	-	-	780
Bosnia and Herzegovina	22,342	27	22,369	3,226	4,509	142	84,500	-	-	52,437	163,957
Botswana	168	-	168	-	117	-	-	-	-	-	285
Brazil	1,002	-	1,002	3	684	-	-	-	-	-	1,686
Brunei Darussalam	1	-	1	-	-	-	-	-	-	-	1
Bulgaria	1,878	-	1,878	14	169	-	-	-	-	-	2,047
Burkina Faso	1,600	4	1,604	19	829	-	-	-	-	-	2,433
Burundi	71,938	-	71,938	40,811	17,947	898	78,948	-	-	162,797	332,528
Cabo Verde	28	-	28	-	19	-	-	-	-	-	47
Cambodia	13,630	17	13,647	156	240	1	-	-	-	-	13,888
Cameroon	11,468	-	11,468	680	4,313	-	-	-	-	-	15,781
Canada	107	-	107	-	36	-	-	-	-	-	143
Cayman Islands	6	-	6	-	-	-	-	-	-	-	6
Central African Rep.	377,130	3,823	380,953	349,695	16,247	9,183	535,000	359,421	-	-	1,300,804
Chad	14,560	33,403	47,963	16,552	2,747	335	-	19,791	-	-	70,836
Chile	598	-	598	5	84	-	-	-	-	-	682
China	205,007	-	205,007	255	25,257	-	-	-	-	-	230,264
- Hong Kong SAR, China	25	-	25	-	54	-	-	-	-	-	79
- Macao SAR, China	1	-	1	-	9	-	-	-	-	-	10
Colombia	108,479	288,600	397,079	94,457	16,118	1	5,700,381	-	-	-	6,113,579
Comoros	528	-	528	1	531	-	-	-	-	-	1,059
Congo, Republic of	11,674	-	11,674	1,394	3,180	6	-	-	-	-	14,860
Cook Islands	1	-	1	-	-	-	-	-	-	-	1
Costa Rica	463	-	463	1	73	-	-	-	-	-	536
Côte d'Ivoire	70,857	-	70,857	58,893	10,703	12,278	24,000	-	-	-	117,838
Croatia ¹⁰	40,189	-	40,189	13,799	803	78	-	-	-	16,046	57,116
Cuba	6,509	1,000	7,509	1,174	1,429	-	-	-	-	-	8,938
Curaçao	35	-	35	-	-	-	-	-	-	-	35
Cyprus ¹¹	10	-	10	4	1	-	-	-	-	-	11
Czech Rep.	1,349	-	1,349	-	110	-	-	-	-	-	1,459
Dem. People's Rep. of Korea	1,155	-	1,155	69	677	-	-	-	-	-	1,832
Dem. Rep. of the Congo	493,286	208	493,494	435,988	73,934	19,961	2,611,558	246,547	-	-	3,445,494
Denmark	10	-	10	-	10	-	-	-	-	-	20
Djibouti	809	-	809	83	313	-	-	-	-	-	1,122
Dominica	43	-	43	-	14	-	-	-	-	-	57
Dominican Rep.	310	-	310	13	922	-	-	-	-	-	1,232
Ecuador	700	-	700	15	3,057	-	-	-	-	-	3,757
Egypt	13,050	-	13,050	210	9,049	-	-	-	-	-	22,099
El Salvador	9,673	-	9,673	276	12,269	-	-	-	-	-	21,942

.../...

TABLE 2 **Refugees, asylum-seekers, internally displaced persons (IDPs), returnees (refugees and IDPs), stateless persons, and others of concern to UNHCR by origin | mid-2014 (or latest available estimates) (ctnd)**

All data are provisional and subject to change.

Origin ¹	REFUGEES					Returned refugees ⁵	IDPs protected/ assisted by UNHCR, incl. people in IDP-like situations ⁶	Returned IDPs ⁷	Persons under UNHCR's statelessness mandate ⁸	Various ⁹	Total population of concern
	Refugees ²	People in refugee-like situations ³	Total refugees and people in refugee-like situations	Of whom assisted by UNHCR	Asylum-seekers (pending cases) ⁴						
Equatorial Guinea	186	-	186	10	72	-	-	-	-	-	258
Eritrea	285,971	35,173	321,144	203,184	33,330	-	-	-	-	2,932	357,406
Estonia	352	-	352	1	24	-	-	-	-	-	376
Ethiopia	74,481	-	74,481	41,838	50,471	454	-	-	-	56	125,462
Fiji	1,115	-	1,115	5	474	-	-	-	-	-	1,589
Finland	7	-	7	-	4	-	-	-	-	-	11
France	98	-	98	-	48	-	-	-	-	-	146
Gabon	177	-	177	3	109	-	-	-	-	-	286
Gambia	3,448	-	3,448	42	5,826	-	-	-	-	-	9,274
Georgia	6,835	-	6,835	775	7,601	-	257,022	-	-	-	271,458
Germany	176	-	176	2	78	-	-	-	-	-	254
Ghana	22,455	2	22,457	10,652	5,103	-	-	-	-	-	27,560
Gibraltar	2	-	2	-	-	-	-	-	-	-	2
Greece	94	-	94	-	89	-	-	-	-	-	183
Grenada	330	-	330	-	37	-	-	-	-	-	367
Guatemala	6,622	-	6,622	63	9,632	-	-	-	-	-	16,254
Guinea	15,182	-	15,182	166	12,240	-	-	-	-	-	27,422
Guinea-Bissau	1,249	-	1,249	16	1,407	-	-	-	-	-	2,656
Guyana	802	-	802	-	128	-	-	-	-	-	930
Haiti	38,518	-	38,518	725	5,937	-	-	-	-	33,958	78,413
Holy See (the)	-	-	-	-	-	-	-	-	-	-	-
Honduras	3,338	-	3,338	105	6,375	-	-	-	-	-	9,713
Hungary	1,208	-	1,208	3	1,530	-	-	-	-	-	2,738
Iceland	2	-	2	-	3	-	-	-	-	-	5
India	11,155	-	11,155	19	13,684	-	-	-	-	401	25,240
Indonesia	9,826	4,956	14,782	704	1,037	-	-	-	-	-	15,819
Iran (Islamic Rep. of)	76,422	-	76,422	12,264	29,050	5	-	-	-	-	105,477
Iraq ¹²	426,114	-	426,114	122,364	53,177	8,354	1,903,943	36,045	-	2	2,427,635
Ireland	9	-	9	-	42	-	-	-	-	-	51
Israel	1,043	-	1,043	16	303	-	-	-	-	-	1,346
Italy	68	-	68	-	105	-	-	-	-	-	173
Jamaica	1,506	-	1,506	9	644	-	-	-	-	-	2,150
Japan	296	-	296	-	52	-	-	-	-	-	348
Jordan	1,633	-	1,633	82	1,040	-	-	-	-	-	2,673
Kazakhstan	2,171	-	2,171	14	1,042	-	-	-	-	-	3,213
Kenya	8,635	-	8,635	4,148	2,187	-	-	-	-	-	10,822
Kiribati	20	-	20	-	1	-	-	-	-	-	21
Kuwait	990	-	990	43	296	-	-	-	-	-	1,286
Kyrgyzstan	2,345	-	2,345	297	1,474	-	-	-	-	-	3,819
Lao People's Dem. Rep.	7,705	-	7,705	3	64	-	-	-	-	-	7,769
Latvia	232	-	232	2	67	-	-	-	-	-	299
Lebanon	4,238	-	4,238	174	2,730	-	-	-	-	-	6,968
Lesotho	15	-	15	-	688	-	-	-	-	-	703
Liberia	16,772	27	16,799	10,266	1,937	-	-	-	-	-	18,736
Libya	3,353	-	3,353	21	2,400	-	63,985	12,440	-	-	82,178
Liechtenstein	-	-	-	-	-	-	-	-	-	-	-
Lithuania	220	-	220	2	74	-	-	-	-	-	294
Luxembourg	1	-	1	-	1	-	-	-	-	-	2
Madagascar	295	-	295	-	199	-	-	-	-	1	495
Malawi	325	-	325	5	4,320	-	-	-	-	-	4,645
Malaysia	481	-	481	-	352	-	-	-	-	-	833
Maldives	31	-	31	5	13	-	-	-	-	-	44
Mali	147,685	-	147,685	138,871	9,673	16,722	128,866	125,956	-	-	428,902
Malta	6	-	6	-	-	-	-	-	-	-	6
Marshall Islands	3	-	3	-	6	-	-	-	-	-	9
Mauritania	34,340	-	34,340	26,676	3,655	-	-	-	-	-	37,995
Mauritius	85	-	85	-	139	-	-	-	-	-	224
Mexico	9,401	-	9,401	18	13,172	-	-	-	-	-	22,573
Monaco	3	-	3	-	1	-	-	-	-	-	4
Mongolia	2,068	-	2,068	1	1,489	-	-	-	-	-	3,557

.../...

TABLE 2 Refugees, asylum-seekers, internally displaced persons (IDPs), returnees (refugees and IDPs), stateless persons, and others of concern to UNHCR by origin | mid-2014 (or latest available estimates) (ctnd)

All data are provisional and subject to change.

Origin ¹	REFUGEES					Returned refugees ⁵	IDPs protected/ assisted by UNHCR, incl. people in IDP-like situations ⁶	Returned IDPs ⁷	Persons under UNHCR's statelessness mandate ⁸	Various ⁹	Total population of concern
	Refugees ²	People in refugee-like situations ³	Total refugees and people in refugee-like situations	Of whom assisted by UNHCR	Asylum-seekers (pending cases) ⁴						
Montenegro	539	-	539	3	996	-	-	-	-	-	1,535
Morocco	1,345	-	1,345	31	2,785	-	-	-	-	-	4,130
Mozambique	57	-	57	5	1,451	-	-	-	-	-	1,508
Myanmar ¹³	223,676	256,030	479,706	214,985	48,053	1	374,000	-	-	409	902,169
Namibia	1,144	-	1,144	978	183	8	-	-	-	-	1,335
Nepal	8,120	2	8,122	30	3,548	-	-	-	-	-	11,670
Netherlands	63	-	63	-	28	-	-	-	-	-	91
New Zealand	20	-	20	-	6	-	-	-	-	-	26
Nicaragua	1,536	-	1,536	657	552	-	-	-	-	-	2,088
Niger	706	-	706	8	482	-	-	-	-	35,050	36,238
Nigeria	32,223	9,615	41,838	27,074	23,818	-	-	-	-	-	65,656
Niue	14	-	14	-	-	-	-	-	-	-	14
Norway	13	-	13	-	-	-	-	-	-	-	13
Oman	26	-	26	3	8	-	-	-	-	-	34
Pakistan	32,782	143,179	175,961	144,396	37,150	2	1,183,905	44,684	-	-	1,441,702
Palau	1	-	1	-	7	-	-	-	-	-	8
Palestinian ¹⁴	96,658	-	96,658	87,154	3,260	-	-	-	-	4,032	103,950
Panama	105	-	105	20	31	-	-	-	-	-	136
Papua New Guinea	221	-	221	-	168	-	-	-	-	-	389
Paraguay	100	-	100	1	22	-	-	-	-	-	122
Peru	4,768	-	4,768	396	753	-	-	-	-	-	5,521
Philippines	725	4	729	13	771	-	54,831	518,824	-	80,000	655,155
Poland	1,421	-	1,421	6	305	-	-	-	-	-	1,726
Portugal	32	-	32	1	40	-	-	-	-	-	72
Qatar	17	-	17	-	7	-	-	-	-	-	24
Rep. of Korea	544	-	544	-	239	-	-	-	-	-	783
Rep. of Moldova	2,205	-	2,205	9	961	-	-	-	-	-	3,166
Romania	2,321	-	2,321	10	1,187	-	-	-	-	-	3,508
Russian Federation	74,954	-	74,954	1,011	26,655	7	-	-	-	3,981	105,597
Rwanda	82,635	-	82,635	33,793	9,688	3,096	-	-	-	3,973	99,392
Saint Kitts and Nevis	15	-	15	-	21	-	-	-	-	-	36
Saint Lucia	711	-	711	-	247	-	-	-	-	-	958
Saint Vincent and the Grenadines	1,535	-	1,535	-	181	-	-	-	-	-	1,716
Samoa	1	-	1	-	4	-	-	-	-	-	5
San Marino	1	-	1	-	-	-	-	-	-	-	1
Sao Tome and Principe	20	-	20	20	6	-	-	-	-	-	26
Saudi Arabia	600	-	600	24	278	-	-	-	-	-	878
Senegal	21,801	-	21,801	19,360	6,124	-	-	-	-	-	27,925
Serbia (and Kosovo: S/RES/1244 (1999))	48,786	303	49,089	7,558	23,844	48	221,319	86	-	-	294,386
Seychelles	26	-	26	-	2	-	-	-	-	-	28
Sierra Leone	5,309	-	5,309	912	2,383	-	-	-	-	1,540	9,232
Singapore	67	-	67	-	30	-	-	-	-	-	97
Sint Maarten (Dutch part)	-	-	-	-	8	-	-	-	-	-	8
Slovakia	230	-	230	-	526	-	-	-	-	-	756
Slovenia	118	-	118	-	15	-	-	-	-	-	133
Solomon Islands	61	-	61	1	13	-	-	-	-	-	74
Somalia	1,080,788	-	1,080,788	963,637	38,739	9,944	1,133,000	10,406	-	933	2,273,810
South Africa	424	-	424	7	402	-	-	-	-	-	826
South Sudan ¹⁵	508,454	99	508,553	480,755	4,091	3	1,251,050	64,593	-	-	1,828,290
Spain	55	-	55	4	80	-	-	-	-	-	135
Sri Lanka ¹⁶	123,027	1	123,028	2,349	16,190	236	30,847	11,344	-	-	181,645
Sudan ¹⁷	657,795	12,537	670,332	640,429	33,235	13,129	2,089,100	129,000	-	-	2,934,796
Suriname	17	-	17	-	33	-	-	-	-	-	50
Swaziland	109	-	109	2	161	-	-	-	-	-	270
Sweden	16	-	16	-	11	-	-	-	-	-	27
Switzerland	15	-	15	-	1	-	-	-	-	-	16
Syrian Arab Rep.	3,017,498	11,967	3,029,465	2,900,855	50,545	-	6,520,800	-	-	7,794	9,608,604
Tajikistan	685	-	685	66	642	-	-	-	-	-	1,327

.../...

TABLE 2 Refugees, asylum-seekers, internally displaced persons (IDPs), returnees (refugees and IDPs), stateless persons, and others of concern to UNHCR by origin | mid-2014 (or latest available estimates) (ctnd)

All data are provisional and subject to change.

Origin ¹	REFUGEES					Returned refugees ⁵	IDPs protected/assisted by UNHCR, incl. people in IDP-like situations ⁶	Returned IDPs ⁷	Persons under UNHCR's statelessness mandate ⁸	Various ⁹	Total population of concern
	Refugees ²	People in refugee-like situations ³	Total refugees and people in refugee-like situations	Of whom assisted by UNHCR	Asylum-seekers (pending cases) ⁴						
The former Yugoslav Republic of Macedonia	1,759	-	1,759	5	6,410	-	-	-	-	-	8,169
Thailand	241	5	246	12	194	-	-	-	-	-	440
Tibetan	15,066	-	15,066	7	7	-	-	-	-	-	15,073
Timor-Leste	11	-	11	7	10	-	-	-	-	-	21
Togo	10,295	1	10,296	3,584	1,512	-	-	-	-	-	11,808
Tonga	19	-	19	-	43	-	-	-	-	-	62
Trinidad and Tobago	336	-	336	-	131	-	-	-	-	-	467
Tunisia	1,368	-	1,368	34	1,738	-	-	-	-	-	3,106
Turkey	65,900	-	65,900	15,826	10,252	-	-	-	-	-	76,152
Turkmenistan	526	-	526	78	484	-	-	-	-	-	1,010
Turks and Caicos Islands	15	-	15	-	-	-	-	-	-	-	15
Tuvalu	2	-	2	-	2	-	-	-	-	-	4
Uganda	6,688	-	6,688	1,063	4,381	1,475	-	-	-	50,000	62,544
Ukraine	6,343	-	6,343	1,144	4,444	-	59,670	-	-	-	70,457
United Arab Emirates	88	-	88	4	48	-	-	-	-	-	136
United Kingdom	147	-	147	2	61	-	-	-	-	-	208
United Rep. of Tanzania	1,039	-	1,039	710	993	-	-	-	-	-	2,032
United States of America ¹⁹	4,786	-	4,786	15	261	-	-	-	-	-	5,047
Uruguay	146	-	146	7	35	-	-	-	-	-	181
Uzbekistan	4,957	-	4,957	362	1,646	-	-	-	-	-	6,603
Vanuatu	1	-	1	-	-	-	-	-	-	-	1
Venezuela (Bolivarian Rep. of)	8,419	-	8,419	268	2,385	-	-	-	-	-	10,804
Viet Nam	314,059	1	314,060	220	2,609	-	-	-	-	68	316,737
Western Sahara ²⁰	90,517	26,000	116,517	90,212	565	-	-	-	-	-	117,082
Yemen	2,514	-	2,514	497	2,168	-	334,512	-	-	-	339,194
Zambia	233	-	233	6	305	-	-	-	-	-	538
Zimbabwe	19,715	-	19,715	1,266	41,998	27	60,139	-	-	108	121,987
Stateless	20,520	-	20,520	388	4,939	-	-	-	3,544,868	-	3,570,327
Various/unknown	105,594	1,564	107,158	3,656	225,101	4	-	-	-	21,725	353,988
Total	12,212,863	828,550	13,041,413	9,847,385	1,268,488	106,951	25,991,039	1,602,513	3,544,868	752,511	46,307,783

UNHCR-BUREAUX											
- Central Africa-Great Lakes	1,049,553	4,031	1,053,584	862,504	126,489	33,144	3,225,506	605,968	-	166,770	5,211,461
- East and Horn of Africa	2,638,181	81,212	2,719,393	2,351,689	169,494	25,340	4,473,150	223,790	-	53,921	7,665,088
- Southern Africa	33,445	-	33,445	3,383	52,150	678	60,139	-	-	73,093	219,505
- Western Africa	349,923	9,649	359,572	269,864	82,584	29,000	152,866	125,956	-	36,590	786,568
Africa	4,071,102	94,892	4,165,994	3,487,440	430,717	88,162	7,911,661	955,714	-	330,374	13,882,622
Asia and Pacific	3,785,810	404,197	4,190,007	2,984,036	279,635	10,155	2,326,884	598,228	-	282,162	7,687,071
Middle East and North Africa	3,699,368	37,967	3,737,335	3,228,476	138,767	8,354	8,823,240	48,485	-	11,828	12,768,009
Europe	318,182	330	318,512	45,153	113,631	275	1,228,873	86	-	72,464	1,733,841
Americas	212,287	289,600	501,887	98,236	75,698	1	5,700,381	-	-	33,958	6,311,925
Various/Stateless	126,114	1,564	127,678	4,044	230,040	4	-	-	3,544,868	21,725	3,924,315
Total	12,212,863	828,550	13,041,413	9,847,385	1,268,488	106,951	25,991,039	1,602,513	3,544,868	752,511	46,307,783

UN MAJOR REGIONS											
Africa	4,218,766	120,892	4,339,658	3,604,702	455,531	88,162	7,975,646	968,154	-	330,374	14,157,525
Asia	7,431,893	416,164	7,848,057	6,113,571	419,976	18,509	11,949,523	634,273	-	293,990	21,164,328
Europe	222,299	330	222,629	26,826	86,508	275	365,489	86	-	72,464	747,451
Latin America and the Caribbean	207,394	289,600	496,994	98,221	75,400	1	5,700,381	-	-	33,958	6,306,734
Northern America	4,893	-	4,893	15	298	-	-	-	-	-	5,191
Oceania	1,504	-	1,504	6	735	-	-	-	-	-	2,239
Various/Stateless	126,114	1,564	127,678	4,044	230,040	4	-	-	3,544,868	21,725	3,924,315
Total	12,212,863	828,550	13,041,413	9,847,385	1,268,488	106,951	25,991,039	1,602,513	3,544,868	752,511	46,307,783

Notes table 1:

The data are generally provided by Governments, based on their own definitions and methods of data collection.

A dash (“-”) indicates that the value is zero, not available or not applicable.

1 Country or territory of asylum or residence.

2 Persons recognized as refugees under the 1951 UN Convention/1967 Protocol, the 1969 OAU Convention, in accordance with the UNHCR Statute, persons granted a complementary form of protection and those granted temporary protection. In the absence of Government figures, UNHCR has estimated the refugee population in many industrialized countries based on 10 years of individual asylum-seeker recognition.

3 This category is descriptive in nature and includes groups of persons who are outside their country or territory of origin and who face protection risks similar to those of refugees, but for whom refugee status has, for practical or other reasons, not been ascertained.

4 Persons whose application for asylum or refugee status is pending at any stage in the asylum procedure.

5 Refugees who have returned to their place of origin during the first six months of 2014. Source: country of origin and asylum.

6 Persons who are displaced within their country and to whom UNHCR extends protection and/or assistance. It also includes people in IDP-like situations. This category is descriptive in nature and includes groups of persons who are inside their country of nationality or habitual residence and who face protection risks similar to those of IDPs but who, for practical or other reasons, could not be reported as such.

7 IDPs protected/assisted by UNHCR who have returned to their place of origin during the first six months of 2014.

Notes table 2:

The data are generally provided by Governments, based on their own definitions and methods of data collection.

A dash (“-”) indicates that the value is zero, not available or not applicable.

1 Country or territory of origin.

2 Persons recognized as refugees under the 1951 UN Convention/1967 Protocol, the 1969 OAU Convention, in accordance with the UNHCR Statute, persons granted a complementary form of protection and those granted temporary protection. In the absence of Government figures, UNHCR has estimated the refugee population in many industrialized countries based on 10 years of individual asylum-seeker recognition.

3 This category is descriptive in nature and includes groups of persons who are outside their country or territory of origin and who face protection risks similar to those of refugees, but for whom refugee status has, for practical or other reasons, not been ascertained.

4 Persons whose application for asylum or refugee status is pending at any stage in the asylum procedure.

5 Refugees who have returned to their place of origin during the first six months of 2014.

8 Refers to persons who are not considered as nationals by any State under the operation of its law. This category refers to persons who fall under the agency's statelessness mandate because they are stateless according to this international definition, but data from some countries may also include persons with undetermined nationality.

9 Refers to individuals who do not necessarily fall directly into any of the other groups but to whom UNHCR may extend its protection and/or assistance services. These activities might be based on humanitarian or other special grounds.

10 According to the Government of Algeria, there are an estimated 165,000 Sahrawi refugees in the Tindouf camps.

11 Australia's figures for asylum-seekers are based on the number of applications lodged for protection visas. The refugee figure refers to end-2013.

12 Refugee figure relates to the end of 2013.

13 The total figure includes 200,000 persons originating from Myanmar in a refugee-like situation. The Government of Bangladesh estimates the population to be between 300,000 and 500,000.

14 The 300,000 Vietnamese refugees are well integrated and in practice receive protection from the Government of China.

15 UNHCR's assistance activities for IDPs in Cyprus ended in 1999. Visit the website of the Internal Displacement Monitoring Centre (IDMC) for further information.

16 The figure for stateless persons is based on an official survey released in May 2013 by the National Bureau for Statistics and refers to the estimated number of individuals resident in the country who belong to the first generation born on Dominican territory to Haitian migrant parents. No population data is currently available on subsequent generations born in the Dominican Republic.

Source: country of origin and asylum.

6 Persons who are displaced within their country and to whom UNHCR extends protection and/or assistance. It also includes people in IDP-like situations. This category is descriptive in nature and includes groups of persons who are inside their country of nationality or habitual residence and who face protection risks similar to those of IDPs but who, for practical or other reasons, could not be reported as such.

7 IDPs protected/assisted by UNHCR who have returned to their place of origin during the first six months of 2014.

8 Refers to persons who are not considered as nationals by any State under the operation of its law. This category refers to persons who fall under the agency's statelessness mandate because they are stateless according to this international definition, but data from some countries may also include persons with undetermined nationality.

9 Refers to individuals who do not necessarily fall directly into any of the other groups but to whom UNHCR may extend its protection and/or assistance services. These activities might be based on humanitarian or other special grounds.

17 All figures relate to the end of 2013.

18 Almost all people recorded as being stateless have permanent residence and enjoy more rights than foreseen in the 1954 Convention relating to the Status of Stateless Persons.

19 The figure for stateless persons is an estimate and currently under review.

20 Figures are UNHCR estimates.

21 Refugee figure for Iraqis in Jordan is a Government estimate. UNHCR has registered and is assisting 28,800 Iraqis at mid-2014.

22 The figure of stateless persons includes persons covered by two separate Laws. 239 fall under the Republic of Latvia's Law on Stateless Persons on 17 February 2004, which replaced the Law on the Status of Stateless Persons in the Republic of Latvia of 18 February 1999, and which determines the legal status of persons who are not considered as citizens by the legislation of any State and whose status is not determined by the 25th April 1995 Law (quoted below). Of these, 54 are persons residing in Latvia who have been recognized as stateless by other states. 253,640 of the persons reported in this table fall under the Republic of Latvia's 25 April 1995 Law on the Status of Those Former USSR Citizens who are not Citizens of Latvia or of Any Other State, and are granted a transitional legal status to permanently residing persons (non-citizens) entitling them to a set of rights and obligations beyond the minimum rights prescribed by the 1954 Convention relating to the Status of Stateless Persons.

23 Figure for refugees and asylum-seekers relate to the end of 2013 in the absence of updated information available.

24 The figure of stateless persons refers to persons without citizenship in Rakhine State only and does not include an estimated 170,000 IDPs and persons in an IDP-like

situation who are included under the IDP population but who are not considered nationals. The total stateless population in Rakhine State is estimated to be approximately one million.

25 Various studies estimate that a large number of individuals lack citizenship certificates in Nepal. While these individuals are not all necessarily stateless, UNHCR has been working closely with the Government of Nepal and partners to address this situation.

26 Refugee figure relates to the end of 2013. The number of pending asylum-seekers is not available.

27 Asylum-seekers (pending cases) refers to the end of 2013 and includes an estimated 86,600 undecided cases at first instance and 157,200 on appeal/court.

28 IDP figure in South Sudan includes 155,200 people who are in an IDP-like situation.

29 The statistics of the remaining IDPs at mid-2014, while provided by the Government authorities at the district level, are being reviewed by the central authorities. Once this review has been concluded, the statistics will be changed accordingly.

30 IDP figure in Sudan includes 77,300 people who are in an IDP-like situation.

31 Refugee figure for Iraqis in the Syrian Arab Republic is a Government estimate. UNHCR has registered and is assisting 27,200 Iraqis at mid-2014.

32 Figure of stateless persons in Thailand refers to 2011.

33 Refugee figure for Syrians in Turkey is a Government estimate.

34 Figure of stateless persons refers to those with permanent residence reported in 2010 by the Government. Information on other categories of stateless persons is not available.

Source: UNHCR/Governments.

10 UNHCR has recommended on 4 April 2014 to start the process of cessation of refugee status for refugees from Croatia displaced during the 1991-95 conflict. The Office suggests that cessation enters into effect latest by the end of 2017.

11 UNHCR's assistance activities for IDPs in Cyprus ended in 1999. Visit the website of the Internal Displacement Monitoring Centre (IDMC) for further information.

12 Refugee figures for Iraqis in Jordan and the Syrian Arab Republic are Government estimates. UNHCR has registered and is assisting 56,000 Iraqis in both countries at mid-2014.

13 The figure of stateless persons refers to persons without citizenship in Rakhine State only and does not include an estimated 170,000 IDPs and persons in an IDP-like situation who are included under the IDP population but who are not considered nationals. The total stateless population in Rakhine State is estimated to be approximately one million (see also Table 1).

14 Refers to Palestinian refugees under the UNHCR mandate only.

15 An unknown number of refugees and asylum-seekers from South Sudan may be

included under Sudan (in absence of separate statistics for both countries). IDP figure in South Sudan includes 155,200 people who are in an IDP-like situation.

16 The statistics of the remaining IDPs at mid-2014, while provided by the Government authorities at the district level, are being reviewed by the central authorities. Once this review has been concluded, the statistics will be changed accordingly.

17 Figures for refugees and asylum-seekers may include citizens of South Sudan (in absence of separate statistics for both countries). IDP figure in Sudan includes 77,300 people who are in an IDP-like situation.

18 A limited number of countries record refugee and asylum statistics by country of birth rather than country of origin. This affects the number of refugees reported as originating from the United States of America.

19 The 300,000 Vietnamese refugees are well integrated and in practice receive protection from the Government of China.

20 According to the Government of Algeria, there are an estimated 165,000 Sahrawi refugees in the Tindouf camps.

Source: UNHCR/Governments.



© 2015 United Nations High Commissioner for Refugees
All rights reserved. Reproductions and translations are
authorized, provided UNHCR is acknowledged as the source.

For more information, please contact:

Field Information and Coordination Support Section
Division of Programme Support and Management
Case Postale 2500
1211 Geneva, Switzerland
stats@unhcr.org

This document along with further information on global
displacement is available on UNHCR's statistics website:
<http://www.unhcr.org/statistics>

Cover photo: Syrian refugees arrive across the border into Jordan.

© UNHCR / A. Harper

PRODUCED AND PRINTED BY UNHCR (7 JANUARY 2015).

www.unhcr.org





Every 4 seconds someone is forced to flee.

Millions of families have lost everything

Join UNHCR and share their stories



stories.unhcr.org